

ZD621 Series

Product Comparison

ZD621 vs. ZD500/ZD620 and GX Series

What is the ZD621 Series?

Invest in the best. Zebra's 4-inch ZD621 premium desktop printer is built to perform flawlessly with best-in-class features and outstanding print quality. Don't compromise. Get it all: new powerful processing, support for evolving technology, enhanced remote management and unmatched security. Add purpose-built options to boost performance when you need them. Together, these deliver industry-leading reliability and unparalleled intelligence. Everything you need in a printer to keep your workflows fluid and business moving forward—today and tomorrow.



What's New in the ZD621?



Premium Features to Propel Today's Business

- Accomplish more tasks with more powerful processing: 30% faster than the ZD620 Series and 300% faster than the GX Series
- Easier to operate with a more intuitive user interface
- Interact with the ZD621 your way: using the optional 4.3-inch, full-color LCD touch display—standard on healthcare and RFID models, or the standard five LED icons with three-button display
- Select 203 dpi or optional 300 dpi print resolution
- Experience greater media flexibility with the moveable media sensor
- Unmatched security for peace-of-mind protection with PrintSecure
- Ensure maximum print quality with the media dancer's even tension



Evolves to Meet Your Needs Tomorrow

- Power future technologies with the innovative new architecture
- Add wireless and media handling options when you need them with field-installable kits
- Add portability with the carrying case and battery accessories
- Take advantage of ongoing Print DNA software updates for new capabilities
- Create custom apps and new printing solutions using our Developer Tools, part of Print DNA
- Explore Managed Print Services with Zebra's Print DNA software suite, which lets your vendor remotely manage and optimize printers, track and automate supplies replenishment and ensure security



Multiple Models Support Nearly Every Industry and Use Case




- Direct thermal: supports linerless media configurations and doesn't require ink, toner or ribbon
- Thermal transfer: intelligent design supports either 243 ft./74 m or high-capacity 984 ft./300 m ribbons
- Healthcare models feature medical-grade power supply, UV-resistant housing, disinfectant-ready white plastics, sealed-button interface, and the color touch display
- RFID models print and encode RFID labels and tags so you can implement RFID without complication; comes standard with the color touch display



Robust Remote Printer Management with Print DNA

- Integrate quickly and easily
- Manage, troubleshoot and optimize printers
- Create and distribute configurations
- Track and automate supplies replenishment
- Push updates on your schedule
- See activity in real time
- Identify potential security risks before they happen

Feature Comparison: ZD621 vs. ZD500/ZD620 and GX Series

Features	ZD621	ZD500 and ZD620	GX420 and GX430
  			
Printing			
Models	Direct Thermal Thermal Transfer Healthcare RFID	Direct Thermal Thermal Transfer Healthcare RFID	Direct Thermal Thermal Transfer
Print Resolution	203 dpi or 300 dpi	203 dpi or 300 dpi	203 dpi or 300 dpi
Maximum Print Speed	8 ips (203 dpi)/6 ips (300 dpi)	8 ips (203 dpi)/6 ips (300 dpi)	6 ips (203 dpi)/4 ips (300 dpi)
User Interface	Optional: 4.3-inch, full-color LCD touch display Standard: Three buttons, five status icons	Standard: LCD non-touch display with 10-button menu (ZD500) Optional: Color LCD non-touch display with 10-button menu. Standard: 3-button, 5 status icons (ZD620)	Optional: LCD Standard: Single button
Sensors	Full width, moveable reflective/black mark sensor; multi-position transmissive/gap sensor	Multi-position transmissive and adjustable reflective sensors	Standard: Fixed transmissive and reflective sensors Optional: Multi-position transmissive and full-width reflective sensor
Memory	512 MB Flash; 256 MB SDRAM	256 MB Flash; 128 MB SDRAM (ZD500) 512 MB Flash; 256 MB SDRAM (ZD620)	Standard: 4 MB Flash; 8 MB SDRAM Optional: 64 MB Flash
Ribbon Length	984 ft./300 m; 243 ft./74 m	243 ft./74 m (ZD500) 984 ft./300 m; 244 ft./74 m (ZD620)	243 ft./74 m
Connectivity			
USB Host	Standard	None (ZD500) Standard (ZD620)	None
USB	USB v2.0	USB v2.0	USB v1.1
Serial (RS232)	Standard	Standard	Standard
Parallel	None	Standard (ZD500) None (ZD620)	Standard
Ethernet	Standard	Standard	Optional, replaces Parallel port
Wireless	Factory or field-installable 802.11ac Wi-Fi and Bluetooth 4.1 (dual radio) Bluetooth Low Energy 5 is provided for use with Zebra printer setup mobile app only	Factory option: Dual module with 802.11a/b/g/n and Bluetooth 3.0 (ZD500) Factory option: Dual radio module with 802.11ac and Bluetooth 4.1 (ZD620)	Bluetooth 2.0 optional, replaces Parallel port

Continued on next page

Feature Comparison: ZD621 vs. ZD500/ZD620 and GX Series



Options and Media Handling			
Label Dispenser (peeler)	Factory and field-installable option	Factory and field-installable option	Factory option
Cutter	Factory and field-installable option	Factory and field-installable option	None
Linerless	Yes	Yes	None
Battery and Carrying Case	Yes	Yes	None
Printer Language and Software			
Operating System and Software	Print DNA powered by Link-OS	Print DNA powered by Link-OS	ZebraLink
Print Language	EPL and ZPL, emulations with Virtual Devices	EPL and ZPL, emulations with Virtual Devices	EPL and ZPL
Printer Security	PrintSecure	PrintSecure	None

For more information, visit zebra.com/zd621



NA and Corporate Headquarters
 +1 800 423 0442
 inquiry4@zebra.com

Asia-Pacific Headquarters
 +65 6858 0722
 contact.apac@zebra.com

EMEA Headquarters
 zebra.com/locations
 contact.emea@zebra.com

Latin America Headquarters
 +1 866 230 9494
 la.contactme@zebra.com